



## Reading Exhibits - Using

A Reading Exhibit is sound with text attached to the audio. The text must be tailored before a student can read it on screen. Related lessons: *Reading Exhibits - Tailoring*, *Reading Exhibits - With Pictures*.

**Run Profile Manager. Open any profile to a card with a reading sample. Double-click it.**

The screenshot shows the Profile Manager interface. At the top, there are several dropdown menus for profile configuration:

- Name: Demo, Ann K-5
- Timeframe: 2000-01 School Year
- Domain: Language Arts
- Topic: Writing Contents
- Example: Read Aloud - Summer Sesison
- Template: Read Aloud

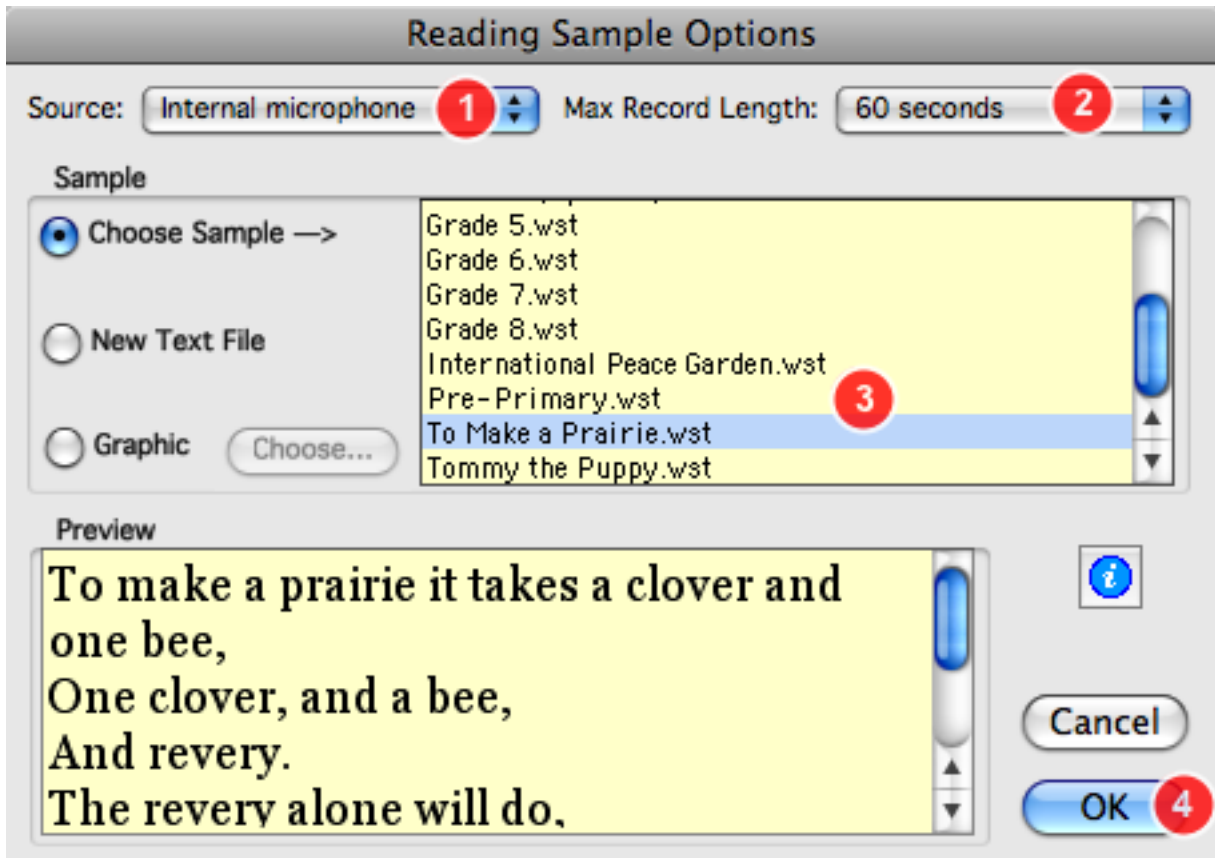
On the right side, there are fields for ID, Created (7/14/09), and Modified (7/14/09), along with a set of navigation icons (back, forward, home, info, new, delete) and a '7 of 7' indicator.

The main content area shows a profile card for 'Demo, Ann K-5'. A red box highlights the 'Listen to Me Read' section, which contains the text: ***It has a litte book and a mic*** and an icon of a book with a microphone. Below this, there is a table of descriptors:

Demo, Ann K-5	Descriptor
<input type="checkbox"/> <input type="checkbox"/>	Reads clearly
<input type="checkbox"/> <input type="checkbox"/>	Uses expression
<input type="checkbox"/> <input type="checkbox"/>	Reads at the right speed



Set the options. Click OK.



(1) Where is the computer's microphone? Often it's 'internal'. If you're not sure, check with your tech support staff. If external, the student may need to hold it while reading.

(2) Max Record Length is a popup menu to control the length of the sample so it won't go on and on.

(3) Choose a passage and (4) click OK.



Enter a title if you wish.

Reading Sample

Title:

Rec Stop Pause Play

Progress bar: 0 Elapsed Time 1:00

Volume control: Mute

Buttons: Cancel Save

To make a prairie it takes a clover and one bee,  
One clover, and a bee,  
And revery.  
The revery alone will do,  
If bees are few.

by Emily Dickinson



Test the sound level; green is good; red is too loud.

Reading Sample

Title: Fall Reading Sample

Rec Stop Pause Play

:08

Elapsed Time 0 1:00

Mute

Cancel Save

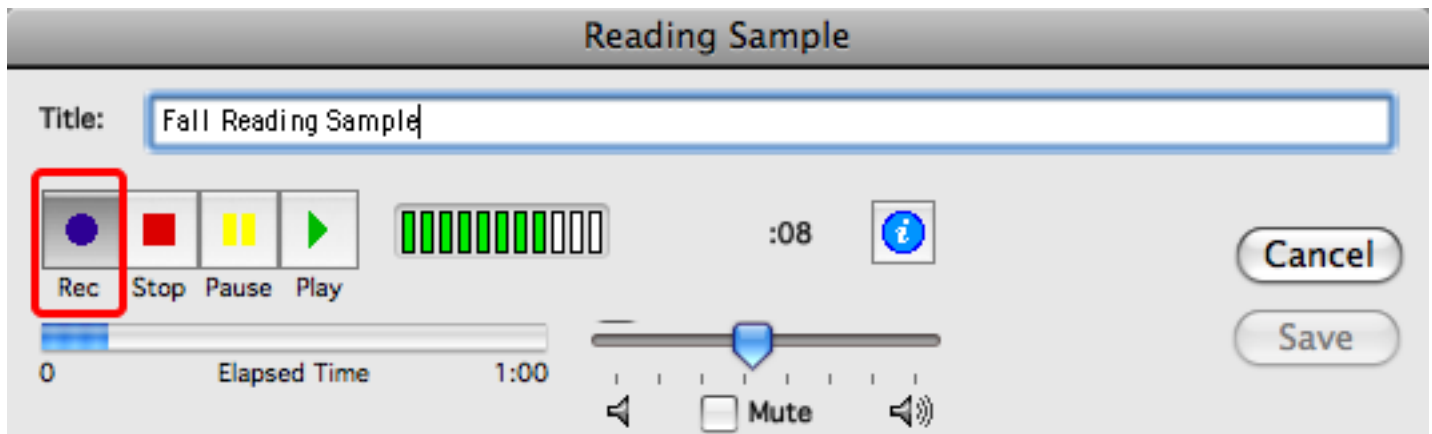
To make a prairie it takes a clover and one bee,  
One clover, and a bee,  
And revery.  
The revery alone will do,  
If bees are few.

by Emily Dickinson

**Tips:** If no color appears on the audio meter, check to be sure the computer sound panel is NOT on Mute; check to be sure the microphone is on, and that you are speaking into it. If it is external, be sure it is plugged in. If the meter is red, move away from the mic.



Click Rec and read.

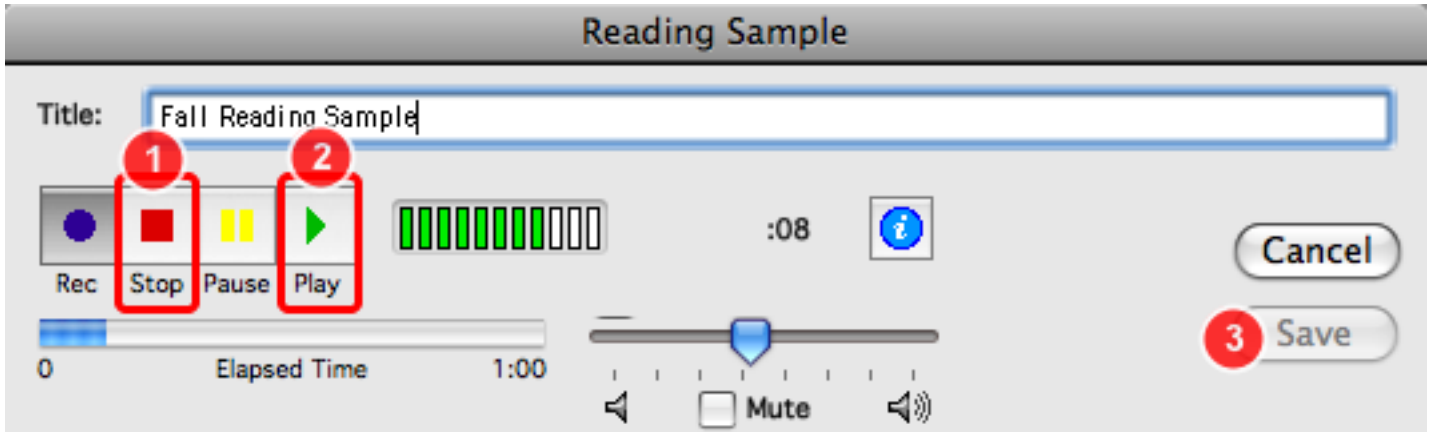


To make a prairie it takes a clover and one bee,  
One clover, and a bee,  
And revery.  
The revery alone will do,  
If bees are few.

by Emily Dickinson



To check the recording: click Stop, then click Play. If it's good, click Save.




To make a prairie it takes a clover and one bee,  
One clover, and a bee,  
And revery.  
The revery alone will do,  
If bees are few.

by Emily Dickinson


**Tip:** To try again, click Rec and read the passage again.

To simply listen to a Reading Exhibit, click it.



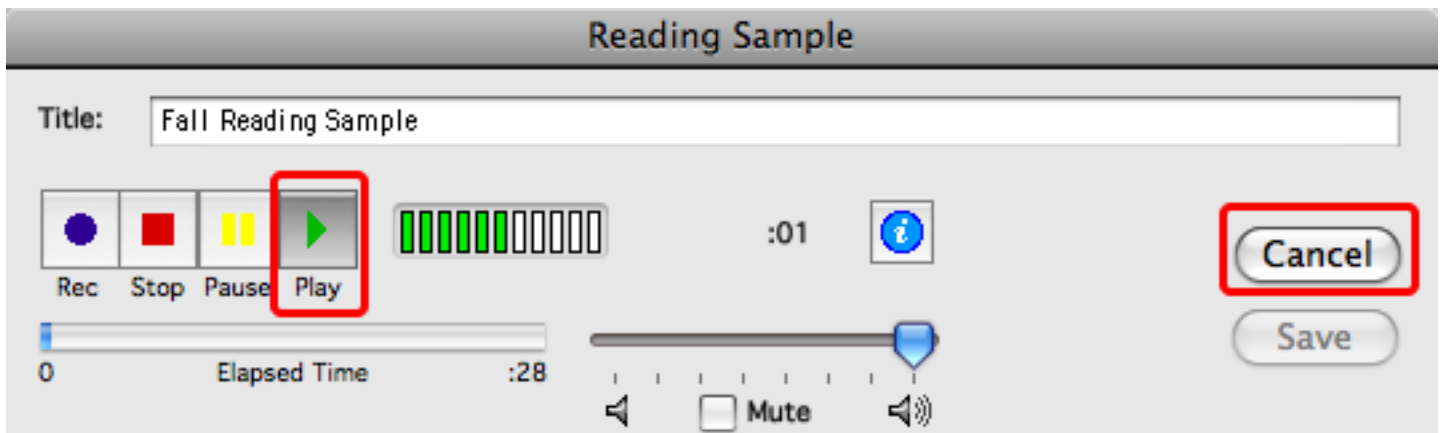


To see the text and listen, double-click the white border around the button.



*Double-click in the white margin*

Click Play to listen. When done, click Cancel.



To make a prairie it takes a clover and one bee,  
One clover, and a bee,  
And revery.  
The revery alone will do,  
If bees are few.

by Emily Dickinson