

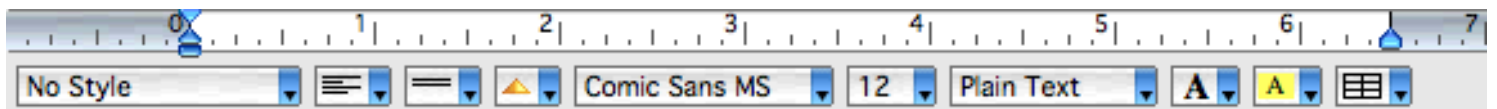


Descriptor Blocks - Tailoring - Import Benchmarks

*Descriptor Blocks can accommodate standards, benchmarks and rubrics as well as simple statements. You can type them into the descriptor block editor; however, if there are many of them, it can save time to import them. **They need to be in a plain text file** in which a return (a line break) designates a new descriptor. You still may need to tinker with them after the import, but it should be much faster and have fewer errors than if you enter them by hand. You also need an Example template with a Descriptor Block on it.*

Related lessons: Card Layout - Add Items, Descriptor Blocks - Tailoring - General.

1. Have your descriptors/benchmarks/standards in a plain text (.txt) file.



Save them as plain text.

Most word processors have a Save As... option.

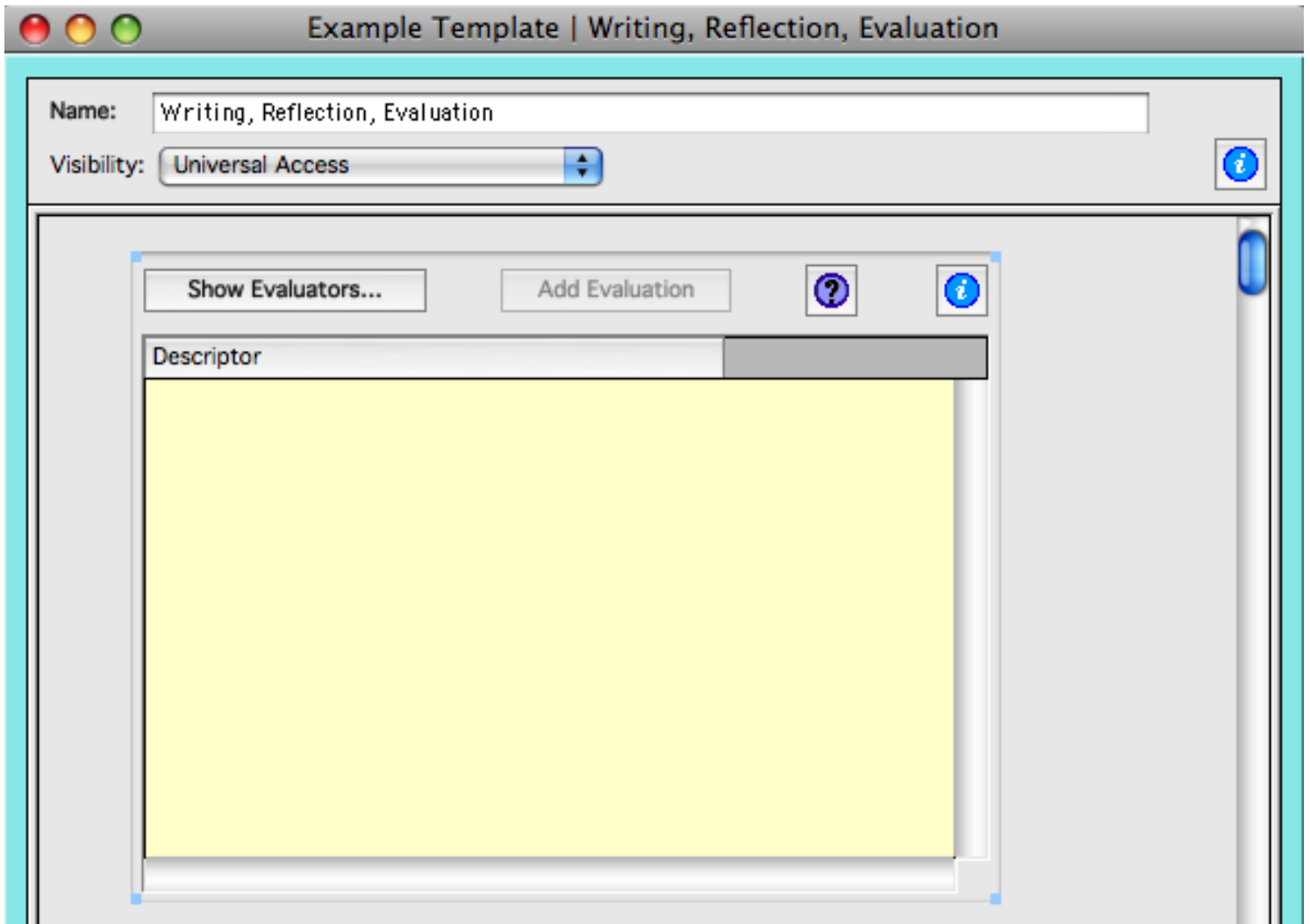
1.1 Analyze idioms, analogies, metaphors, and similes to infer the literal and figurative meanings of phrases.
1.2 Understand the most important points in the history of English language and use common word origins to determine the historical influences on English word meanings.
1.3 Use word meanings within the appropriate context and show ability to verify those meanings by definition, restatement, example, comparison, or contrast.
2.1 Compare and contrast the features and elements of consumer materials to gain meaning from documents (e.g., warranties, contracts, product information, instruction manuals).
2.2 Analyze text that uses proposition and support patterns
2.3 Find similarities and differences between texts in the treatment, scope, or organization of ideas.

2. Run Master Tailor.





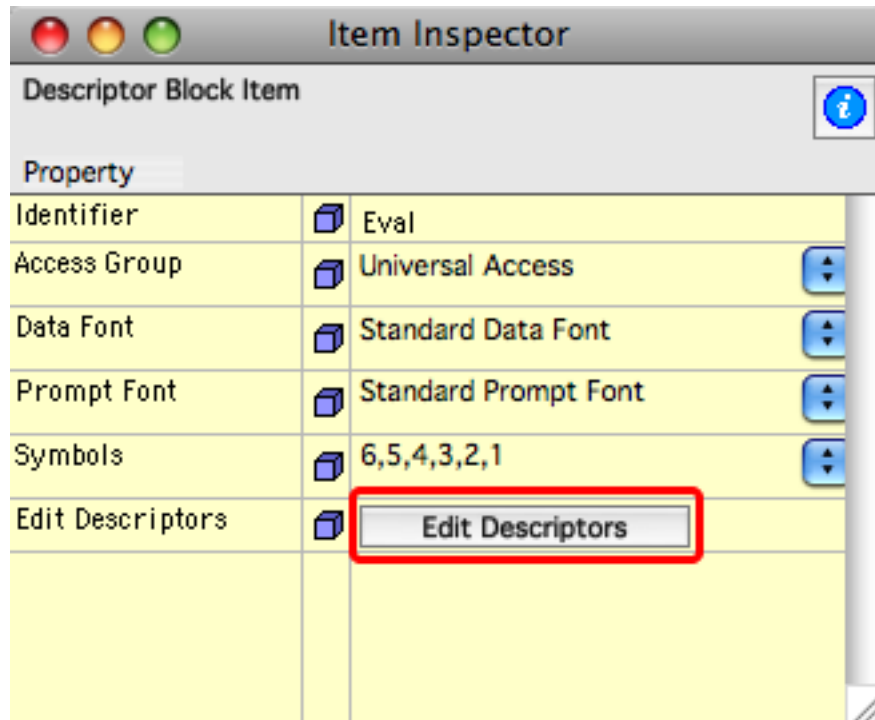
3. Open an Example Template with a Descriptor Block.



If you don't know how to have an Example Template with a Descriptor Block, see the lessons "Create A Tailoring Set - Part 1 and 2" and "Card Layout - Descriptor Blocks (Evaluations, Standards)"



4. Double click to see its inspector and click Edit Descriptors.





5. Click Import.

Descriptor Block Editor

Goal or Objective

[Para No.] [Text]

Standards

Properties

Show Goal Show Standards Show Desc Ref
 Include Para No. Include Para No. Show Card Links
 Use Larger Font Both Standards

Import...

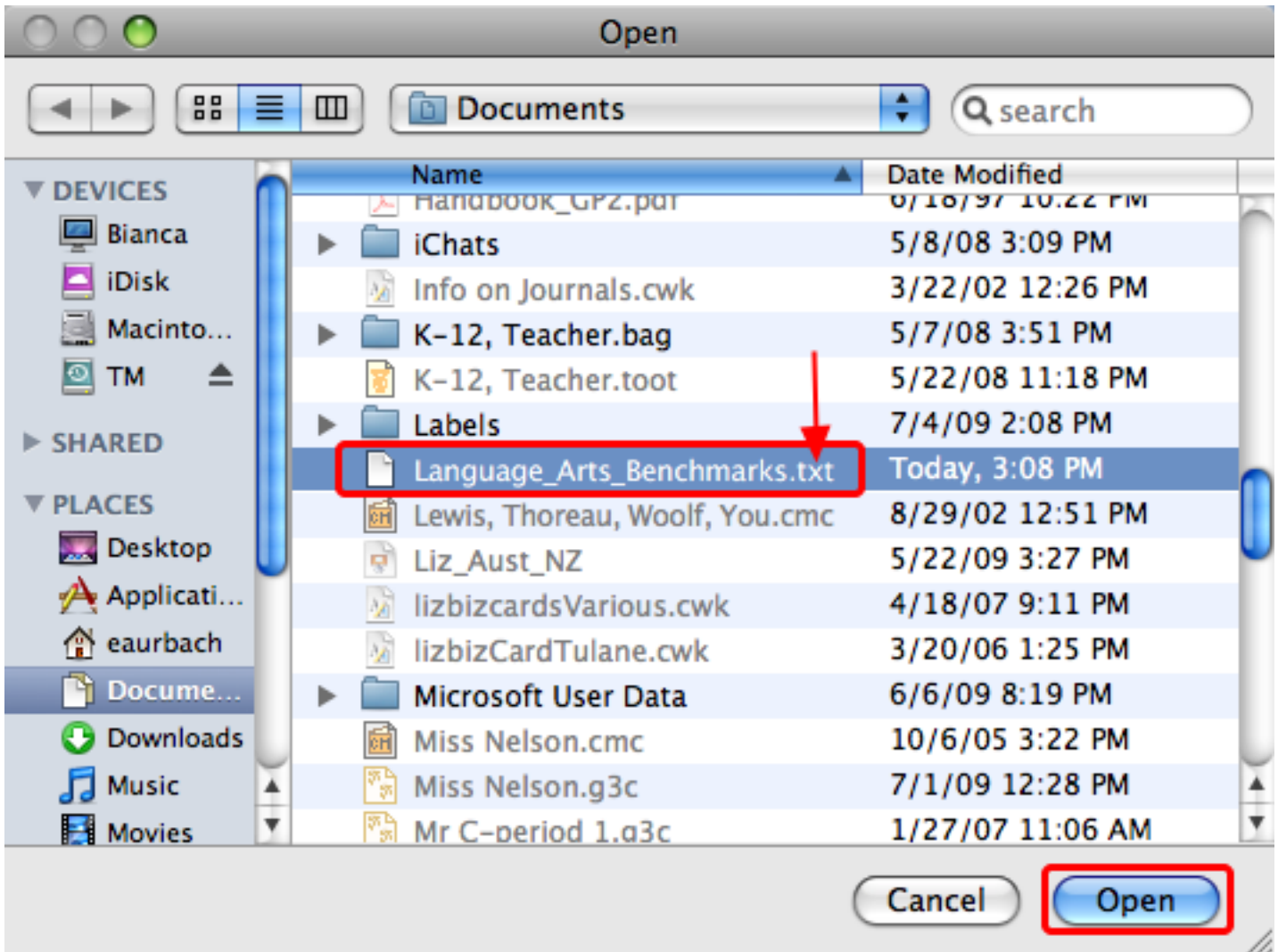
Spelling...

	Ref	Descriptor

0 descriptors defined **+ Add** **- Remove** **Cancel** **OK**



6. Locate the plain text file with the benchmarks/standards/rubric and click Open.





Click OK and close the inspector to see the benchmarks on the template.

Descriptor Block Editor

Goal or Objective

[Para No.] [Text]

Standards

[] []

[] []

Properties

Show Goal Show Standards Show Desc Ref
 Include Para No. Include Para No. Show Card Links
 Use Larger Font Both Standards

[Import...](#)
[Spelling...](#)

	Ref	Descriptor
		1.1 Analyze idioms, analogies, metaphors, and similes to infer the literal and figurative meanings of phrases.
		1.2 Understand the most important points in the history of English language and use common word origins to determine the historical influences on English word meanings.
		1.3 Use word meanings within the appropriate context and show ability to verify those meanings by definition, restatement, example, comparison, or contrast.
		2.1 Compare and contrast the features and elements of consumer materials

17 descriptors defined [+ Add](#) [- Remove](#) [i](#) [Cancel](#) [OK](#)



Choose Preview on the Mode menu to see how it will look in a profile.

Name: Writing, Reflection, Evaluation

Visibility: Universal Access

Show Evaluators... Add Evaluation ? i

Test Data	Descriptor
[-] +	1.1 Analyze idioms, analogies, metaphors, and similes to infer the literal and figurative meanings of phrases.
[-] +	1.2 Understand the most important points in the history of English language and use common word origins to determine the historical influences on English word meanings.
[-] +	1.3 Use word meanings within the appropriate context and show ability to verify those meanings by definition, restatement, example, comparison, or contrast.
[-] +	2.1 Compare and contrast the features and elements of consumer materials to gain meaning from documents (e.g., warranties, contracts, product information, instruction manuals).
[-] +	2.2 Analyze text that uses proposition and support patterns
[-] +	2.3 Find similarities and differences between texts in the

Preview ▾

- Design
- Tab Order
- ✓ Preview

Note: Data entered in Preview mode is never saved. Your descriptors ARE saved because they were entered in Design Mode.