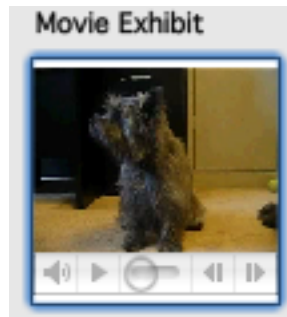




Clear an Exhibit


This lesson shows how to clear the content from an exhibit.

Select the exhibit - click once to place focus on it (the blue outline).



A double-click plays it. Click just once to select it.

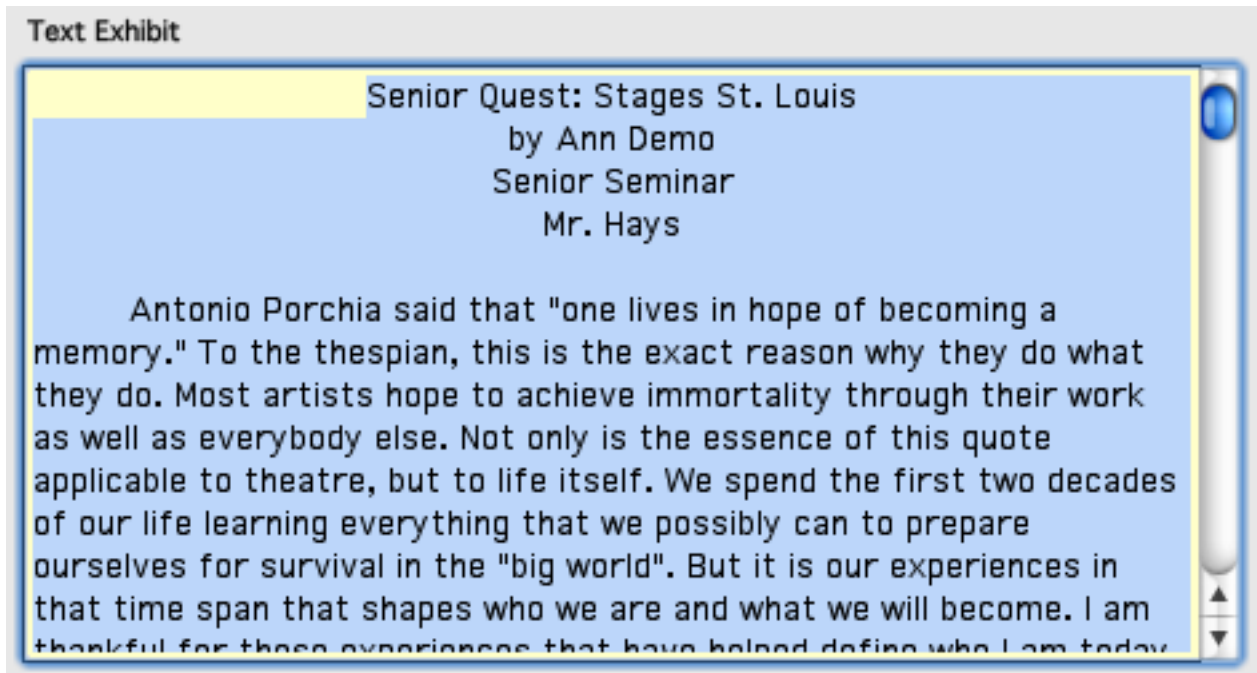
On the Edit menu, choose Clear. The exhibit empties.



Note: This works for all exhibits, EXCEPT Text.



To clear a Text Exhibit, select the text. Press the Backspace or Delete key.



Undo works. Ctrl/Z, Cmd/Z or Undo on the Edit menu brings the content back.

