



## Add a Card

This lesson shows how to add Example cards to student profiles. Example cards are where student work goes and where student work is evaluated. BEFORE you can do this, you must tailor the Example templates in Master Tailor. The new Example cards are based on those templates which become the holders for student work. Related lesson: Tailoring - Example Templates

**Open any profile in the class. It does not matter whose. Select a name and click Open.**

Miss Nelson.g3c

Master Projects Lists Reports Profiles Tailoring Security

Class: Miss Nelson

Individual Profiles

- Alabama, Selma
- Amory, Cleveland
- Amsterdam, Morrie
- Austin, Stephen
- Berlin, Irving
- Brown, Sweet Georgia
- Carolina, Charlotte North
- Chicago, Judy **1**
- Cleveland, Grover
- Dakota, Harvey North
- Denver, Bob
- Denver, John
- Detroit, Nathan
- Fairbanks, Douglas
- Falls, Victoria
- Fats, Minnesota
- France, Anatole

Class

Setup...

Profiles

**2** Open... Information...

Access... Define Passwords and Access Control for Individual Profiles

Notes

Open... Note icons indicate people who have notes.

Add... Remove...



What area will the card go in? On the first page of the profile, choose the area on the Domain menu.

Chicago, Judy | Student Information

Name: Chicago, Judy ID: [ ]  
Timeframe: Summer, 2009 Modified: 7/1/09  
Domain: [ ]  
Topic: [ ]

**Choose the Domain where the card will go.**

- Personal
- Academic History
- Language Arts
- Mathematics
- Science**
- History
- Foreign/Bilingual Language
- The Arts
- Physical Education
- Work Place Skills
- Technology
- Try It

Grade: Pre-K

Enrolled: [ ]  
Exit Date: [ ]

Advisor: [ ] Home Rm: [ ] Locker: [ ]

Transp.: Drives [ ]  May Ride w/Student Driver

Scholastic History  
Browse [ ]



On the Table of Contents for the Domain, click New.

Chicago, Judy | Science Contents

Name: Chicago, Judy ID:   
Timeframe: Summer, 2009 Modified: 7/1/09   
Domain: Science   
Topic: Science Contents

Created	Template
<i>Right now, this table of contents is empty.</i>	

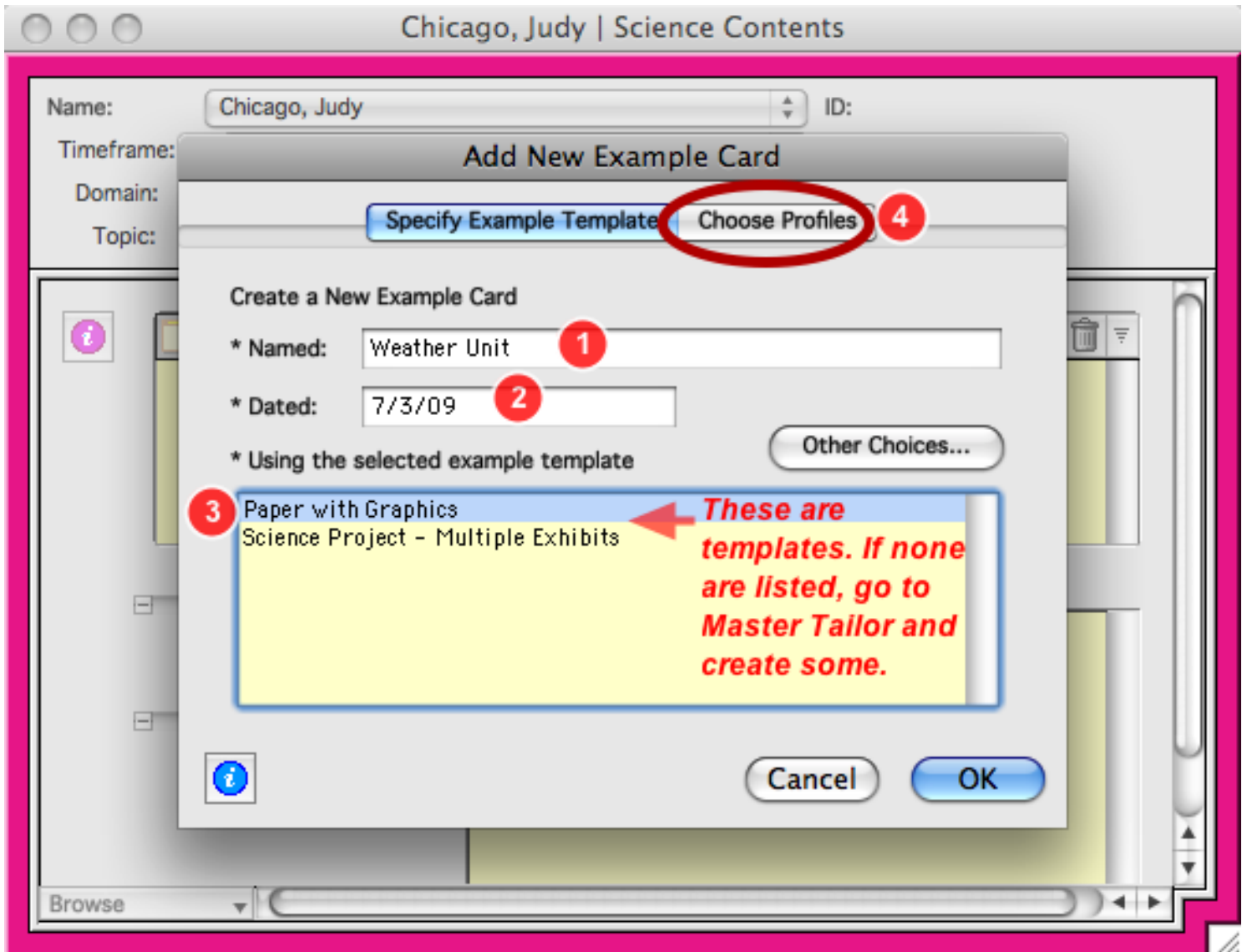
Click New

Science Overall   
Science Effort

Browse



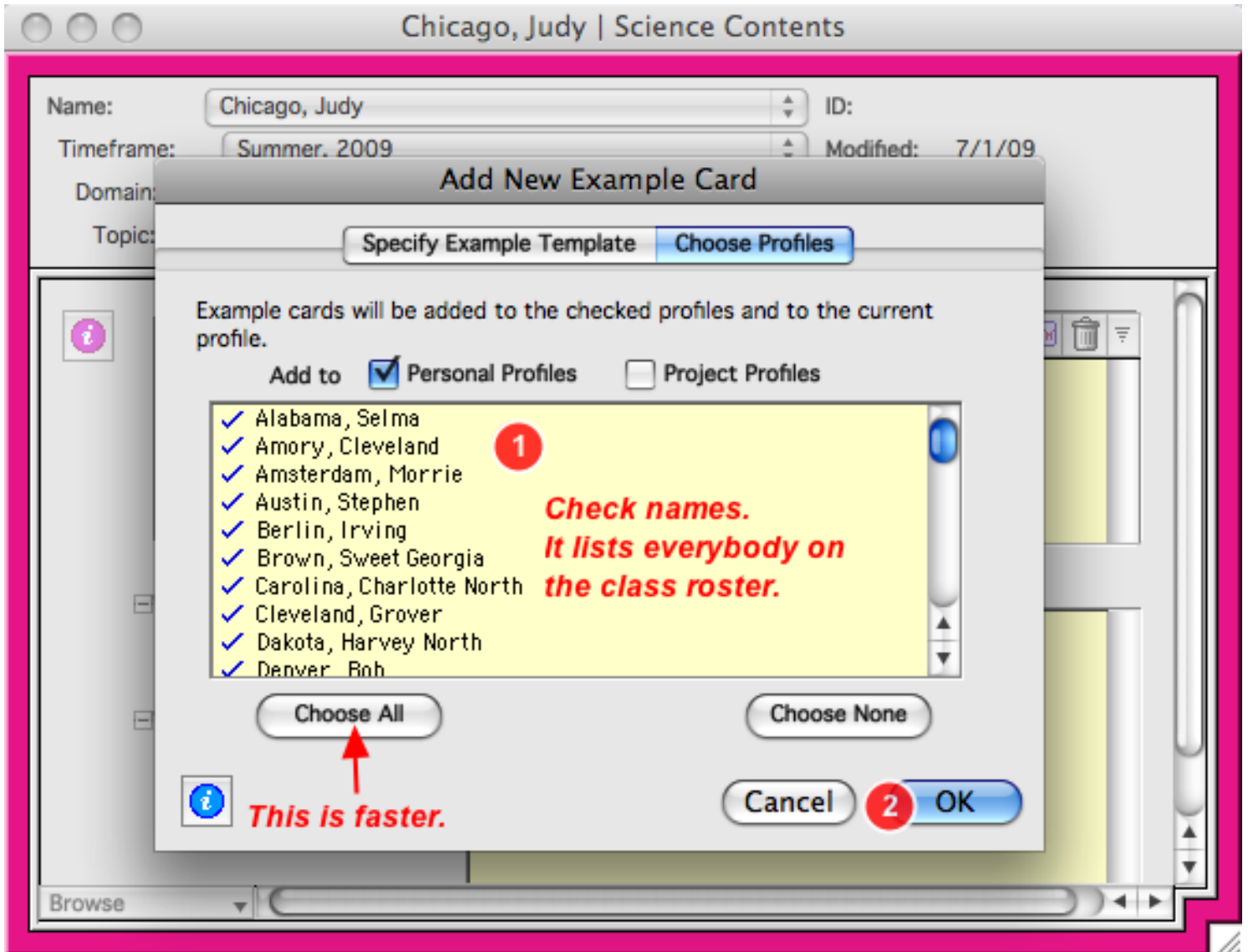
Enter a lesson name and a date. Choose a template. Click Choose Profiles.



**More:** If no templates are listed at (3) see the lessons on Create a Tailoring Set and Tailor Example Card Templates.



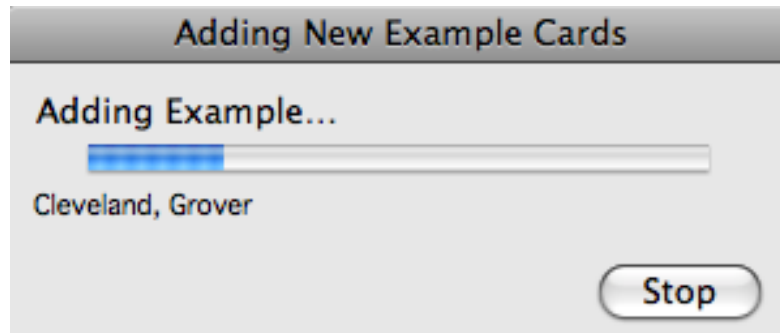
Will all students get this card? Click Choose All. Otherwise, only check the names who WILL get it. Click OK.



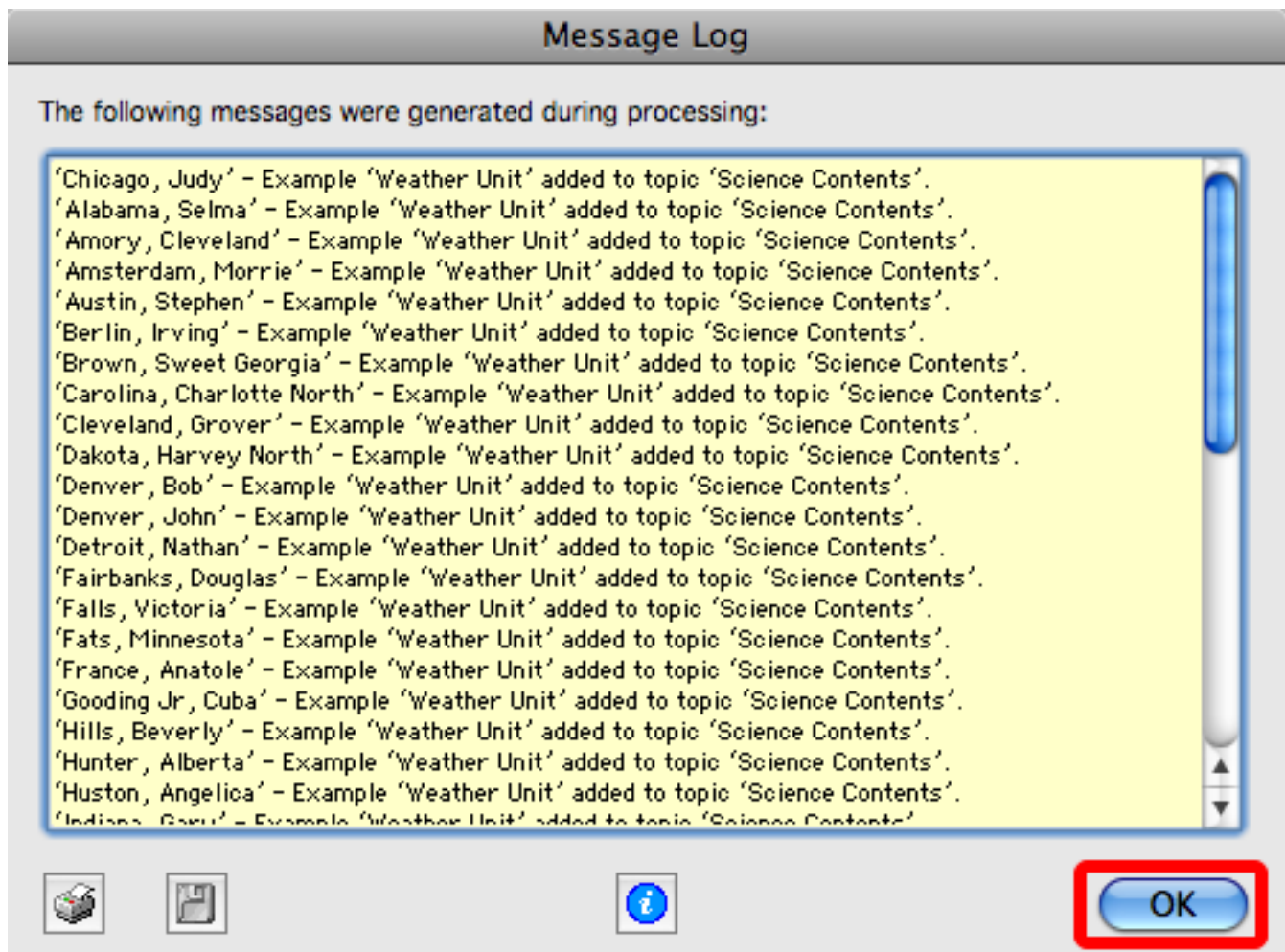
The open profile is not listed because that one always gets the new card.



You'll see progress messages as the Example card gets added to profiles...



... and a Message Log. Click OK.





The program returns to the profile you started from, open to the newly added card.

Chicago, Judy | Weather Unit

Name: Chicago, Judy ID: ID:  
Timeframe: Summer, 2009 Created: 7/3/09  
Domain: Science Modified: 7/3/09  
Topic: Science Contents  
Example: Weather Unit  
Template: Paper with Graphics

Graphic 1 Graphic 2 Reflection

Weather Paper Assignment

Show Evaluators... Add Evaluation ? i

Chicago, Judy	Descriptor
<input type="checkbox"/>	Analyzes the atmosphere and its impact on earth
<input type="checkbox"/>	Selects appropriate instruments to measure weather occurrences
<input type="checkbox"/>	Collects data on weather around the world and analyzes and explains data
<input type="checkbox"/>	Conducts research on historical patterns of weather and the impact on earth

Browse

Now you or your students can add their assignments. Later you can evaluate their work.