

Student eJournal™ Writing Across the Curriculum

ASSIGNMENT: Tell about a pet, one you have, used to have or wish to have. Describe its physical characteristics and its personality. Include a photograph or drawing.

Attached Graphic

Magnification
0.25X 0.50X 0.75X 1.00X 1.50X 2.00X

Assignment: Your Pet
Name: Demo, Ann K. Created: 11/2/2001
Title: Tommy Modified: 10/8/2005

Tommy is a Cairn Terrier, a breed related to Scottish and West Highland White Terriers. He is five months old, about as big as a basketball and just as bouncy. His current color is called "brindle" which means lots of different colors, but it is expected to change gradually and he may be all black by the time he's 3 or 4. His entire sense of curiosity resides in his mouth, which leads

Above: A page from a student eJournal with a graphic attachment. The teacher's instructions appear when the cursor moves over the assignment prompt. Students may augment their writing with pictures, sounds and movies at teachers' discretion. Any feature may be turned on or off for any student. eJournal printouts with custom cover pages make worthy keepsakes of journal writers' thoughts and feelings, a gift to their future selves.

Free Demos: www.aurbach.com

Call: Toll-free 800-774-7239

Voice: 314-726-1321

Fax 314-678-0869

email: sales@aurbach.com

Software that Shows What You Can Do

THE PURPOSE OF eJOURNAL is to build writing and reflective skills. Unlike a word processor, each journal may have an unlimited number of entries in a single file; each entry may have an unlimited number of words. Students may augment their writing by attaching digital movies, sounds and pictures to an entry. Teachers create their own assignments; as a result, eJournal supports personal learning and a range of journal-based projects including cross-curricular work, lab notes, advisory exercises, service learning, college assignments and reflections by interns and professional practitioners. Only the journal owner may write or change a journal entry; teachers click the little notepad icon to offer their feedback on an entry; the teacher's notes may be written or spoken. This kind of one on one formative assessment is considered by many experts to be the most valuable activity of the learning cycle, where students are engaged in reflecting about their work with an interested adult.

PRICE is based on the number of student computers (Teacher computers always included):

Single User License (1 student computer) \$49.95

Lab Pack License (up to 6 computers) \$149.95

Small Site License (up to 50 computers) \$399.95

Large Site License (51+ computers) \$749.95

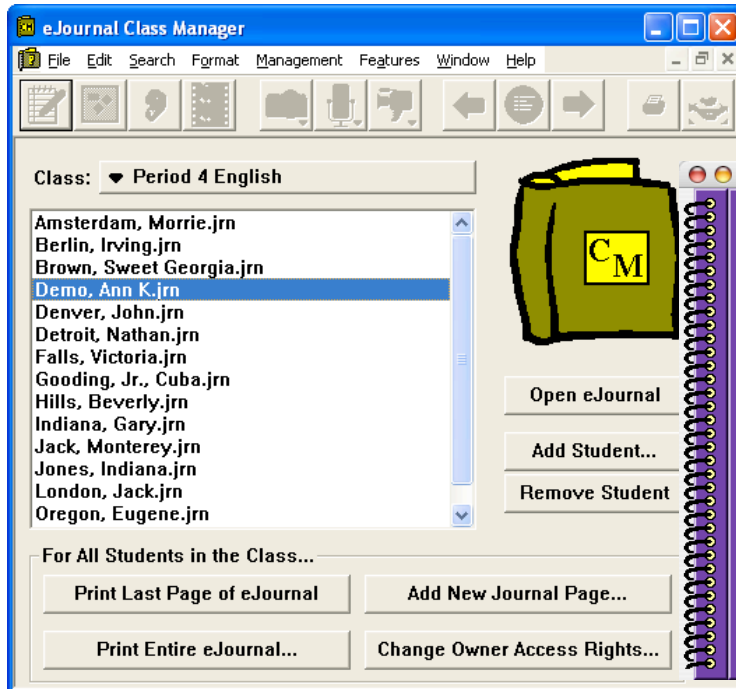


EJOURNAL FOR STUDENTS

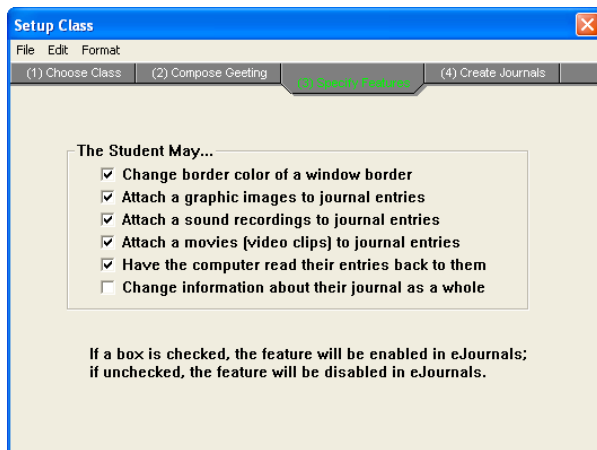
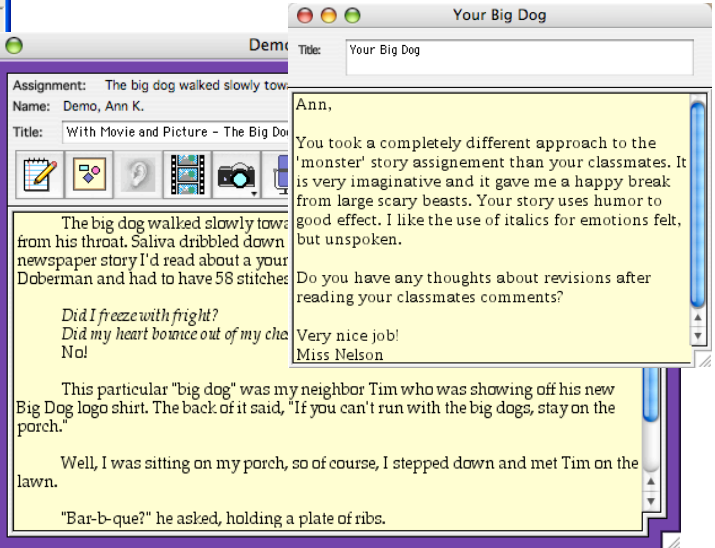
- **RECOMMENDED** For grades 4-20, professional development, and where ongoing reflection is valued
- **REQUIREMENTS** Windows 2000/XP, Macintosh OS 9/X
- **PRIVACY** While teachers always have access to journals, writers determine whether others may view page
- **ASSIGNMENTS** Teachers' instructions appear on the screen when the cursor moves over the Assignment prompt.
- **PRINTOUTS** A page or a complete journals with a personalized cover
- **SPECIAL NEEDS** The program can read text passages aloud, and comments may be either text or sound
- **MANAGEMENT** Teachers use the Class Manager program (over).

eJournal Class Manager™ The Teacher's Tool

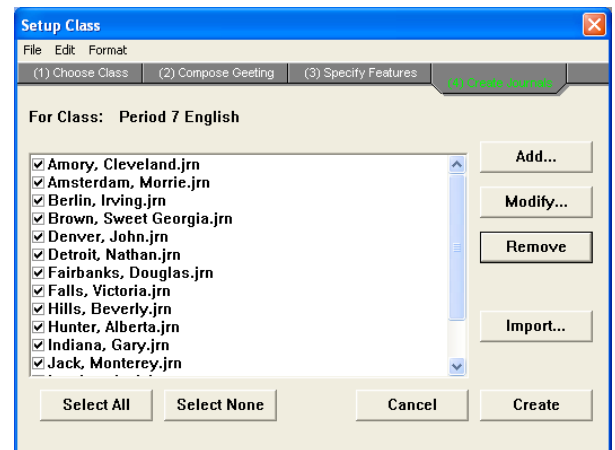
EJOURNAL FOR TEACHERS The Class Manager program is part of every eJournal classroom license. Teachers use it to open journals grouped by class, to create writing assignments, to read journals and give feedback, to make printouts, and to handle security issues.



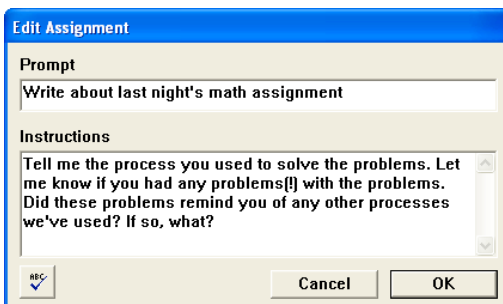
Studies show that the single most important interaction between a student and teacher is formative assessment, *useful feedback*. Teachers leave feedback for eJournals through the little notepad (journal top left). Comments may be written or spoken.



SET-UP eJournal has four easy set-up steps. Choose or create a class folder; compose a greeting for students; choose which features are right for each class; and, type student names or import a class list from a file. Click Create — and *voila!* the journals are ready to go.



ASSIGNMENTS Teachers create assignments, with additional instructions. Each class has its own assignment file.



SUPPORTS INDIVIDUALS Students may choose an assignment, or, as shown here, teachers can send specific assignments to individuals or to the entire class.

